

R4 EXECUTIVE SEATING

MAGNUM



FEATURES

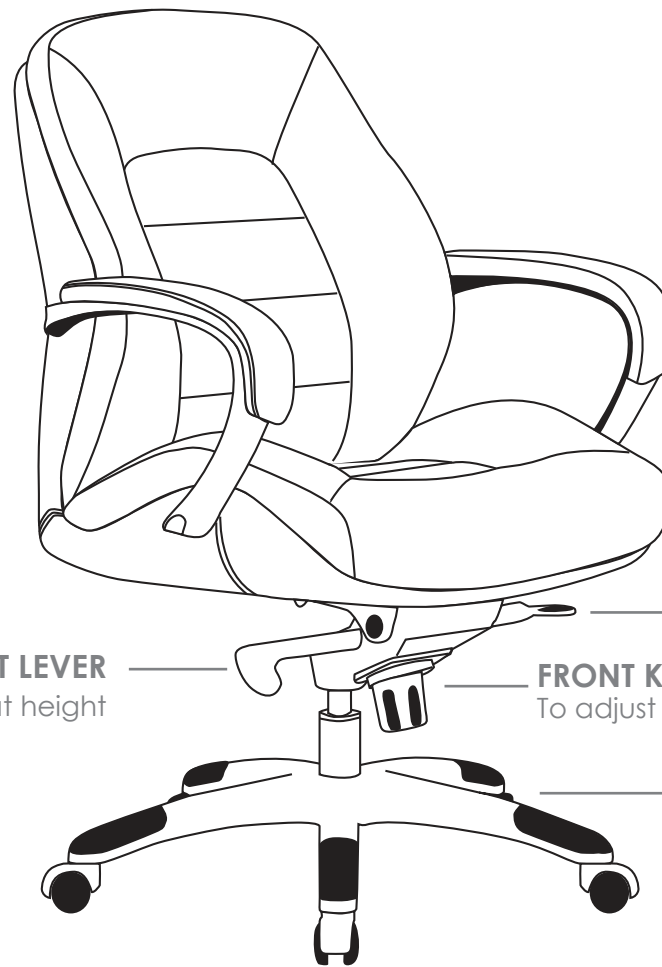
MAGNUM-H/MAGNUM-L

- » Adjustable seat height
- » Adjustable seat and back angle
- » Adjustable weight tension
- » Fixed aluminium arms
- » Available in high and low back
- » Moulded seat and back foam
- » Knee tilt mechanism with 3 locking positions
- » 700mm aluminium base
- » Extremely comfortable
- » Available in black leather only
- » Suitable for indoor use only
- » 5 year warranty
- » Weight limit is 120kg

MAGNUM-VC

- » Fixed aluminium arms
- » Chrome cantilever frame
- » Extremely comfortable
- » Available in black leather only
- » Suitable for indoor use only
- » 5 year warranty
- » Weight limit is 120kg

sof
sydney office furniture
sydneyofficefurniture.com.au



INDOOR USE ONLY

X Do not use as a step ladder

FIXED ALUMINIUM ARMS

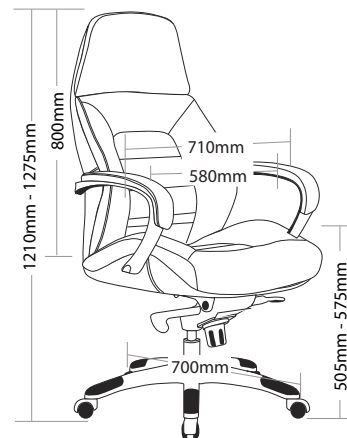
LEFT LEVER
To adjust seat and back angle

RIGHT LEVER
To adjust seat height

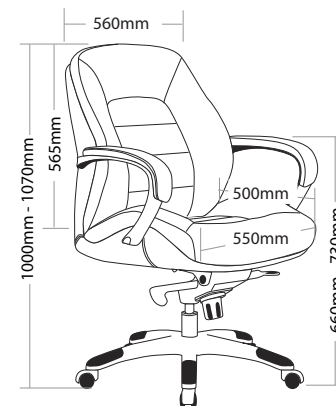
FRONT KNOB
To adjust weight tension

700MM ALUMINIUM 5 STAR BASE WITH CASTORS

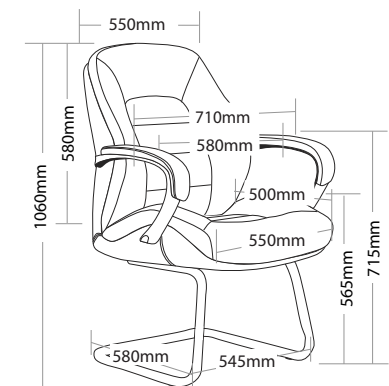
Use soft tyred castors for tiles
Use hard tyred castors for carpet



MAGNUM-H



MAGNUM-L



MAGNUM-VC

MAGNUM EXECUTIVE SEATING



MAGNUM-H



MAGNUM-L



MAGNUM-VC